

Chicago Police Department

Last Week Gunfire Metrics

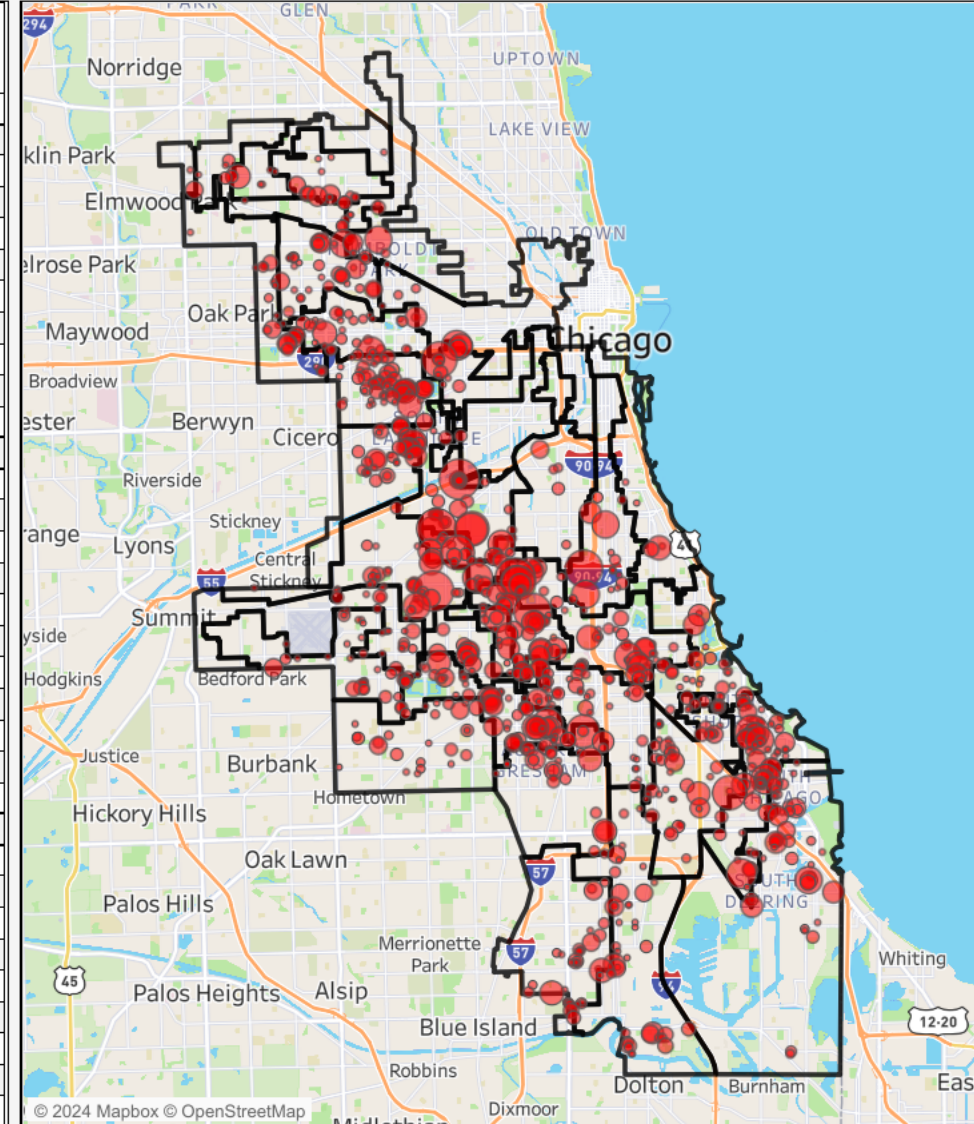
Date Range

9/16/2024 to 9/22/2024

The chart on the left shows basic gunfire metrics for the week. The total ShotSpotter Alerts during this same period last year is also provided for reference. The chart in the center provides the total number of gunfire alerts and rounds fired, by ward. Gunfire detected and alerted during this period has been plotted on the map to the right with the volume of rounds fired reflected by the size of the red circle.

| | |
|--|----------|
| ShotSpotter Alerts Same Time Last Year | 1,109 |
| Avg. Time: First Shot(s) to Publish | 00:00:25 |
| ShotSpotter Alerts | 950 |
| Rounds Fired | 4,203 |
| Full Auto | 58 |
| High Capacity | 103 |
| Possible Drive-By | 43 |
| Multiple Shooters | 7 |

| Alderman | Ward | ShotSpotter Alerts | Rounds Fired |
|-----------------------|------|--------------------|--------------|
| Taylor, Jeanette B. | 20 | 54 | 330 |
| Moore, David H. | 17 | 66 | 329 |
| Coleman, Stephanie D. | 16 | 50 | 327 |
| Mitchell, Gregory I. | 7 | 71 | 321 |
| Ramirez, Julia M. | 12 | 36 | 294 |
| Scott, Monique L. | 24 | 60 | 243 |
| Lopez, Raymond A. | 15 | 36 | 238 |
| Chico, Peter | 10 | 45 | 195 |
| Harris, Michelle A. | 8 | 51 | 193 |
| Ervin, Jason C. | 28 | 43 | 171 |
| Beale, Anthony | 9 | 45 | 160 |
| Gutierrez, Jeylu B. | 14 | 32 | 154 |
| Mitts, Emma | 37 | 35 | 130 |
| Rodriguez, Michael D. | 22 | 27 | 111 |
| Dowell, Pat | 3 | 17 | 109 |
| Hall, William E. | 6 | 43 | 107 |
| Conway, William | 34 | 37 | 106 |
| Mosley, Ronnie L. | 21 | 21 | 102 |
| Yancy, Desmon C. | 5 | 25 | 83 |
| Curtis, Derrick G. | 18 | 26 | 76 |
| Taliaferro, Chris | 29 | 25 | 74 |
| Quinn, Marty | 13 | 28 | 69 |
| Burnett, Jr., Walter | 27 | 8 | 57 |
| Cardona, Jr., Felix | 31 | 14 | 56 |
| Tabares, Silvana | 23 | 19 | 36 |
| Fuentes, Jessica | 26 | 6 | 35 |
| Villegas, Gilbert | 36 | 10 | 24 |
| Robinson, Lamont J. | 4 | 5 | 24 |
| Cruz, Ruth | 30 | 5 | 19 |
| Lee, Nicole T. | 11 | 5 | 18 |
| Ramirez-Rosa, Carlos | 35 | 4 | 8 |
| Sigcho-Lopez, Byron | 25 | 1 | 4 |
| Grand Total | | 950 | 4,203 |





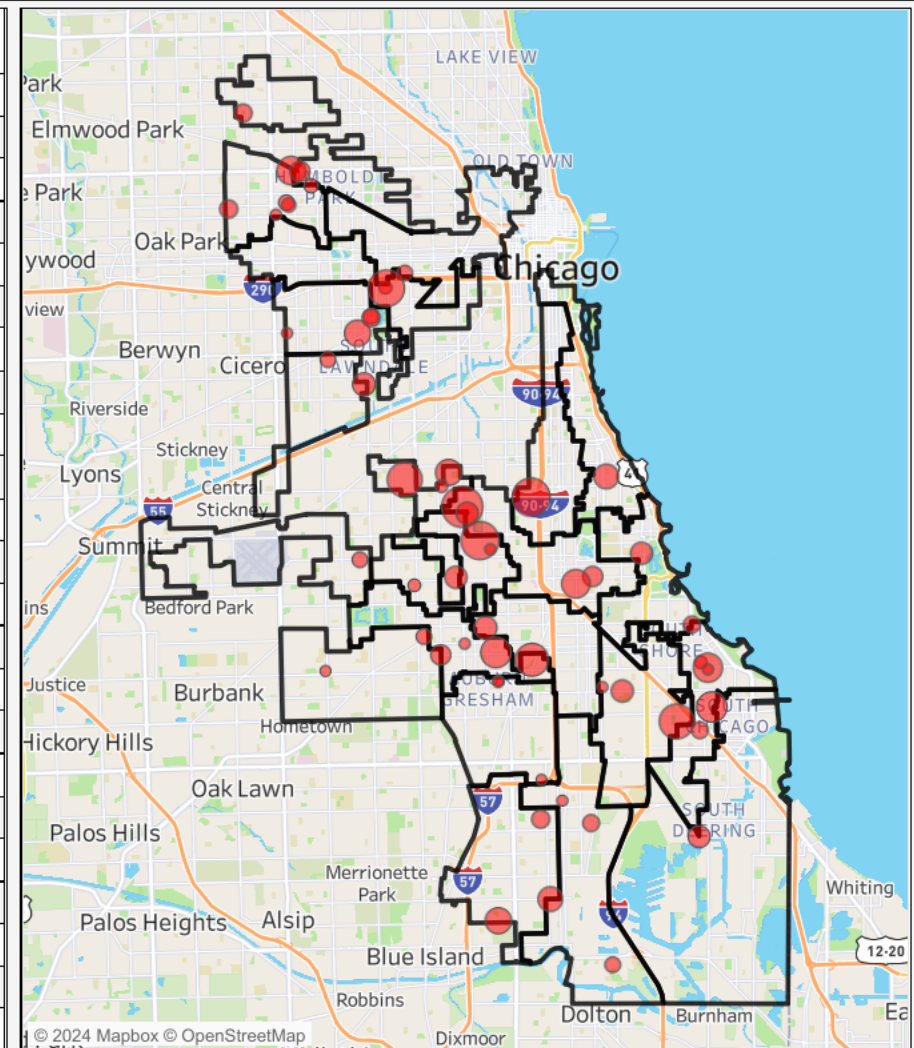
Chicago Police Department

Full Auto by Top 10 Wards

Date Range
9/16/2024 to 9/22/2024

This chart shows the number of ShotSpotter Alerts (with rounds fired) by ward that were tagged as fully automatic gunfire during the week. The wards are ranked based upon the number of ShotSpotter Alerts that were tagged as Full Auto. Gunfire alerted and tagged as fully automatic weapons fire during this period has been plotted on the map to the right with the volume of rounds fired reflected by the size of the red circle.

| Alderman & Ward | ShotSpotter Alerts | Rounds Fired |
|---------------------------|--------------------|--------------|
| Mitts, Emma, 37 | 6 | 47 |
| Mitchell, Gregory I., 7 | 6 | 65 |
| Scott, Monique L., 24 | 4 | 35 |
| Lopez, Raymond A., 15 | 4 | 64 |
| Coleman, Stephanie D., 16 | 4 | 55 |
| Beale, Anthony, 9 | 4 | 31 |
| Taylor, Jeanette B., 20 | 3 | 71 |
| Mosley, Ronnie L., 21 | 3 | 9 |
| Moore, David H., 17 | 3 | 53 |
| Harris, Michelle A., 8 | 3 | 44 |
| Curtis, Derrick G., 18 | 3 | 19 |
| Rodriguez, Michael D., 22 | 2 | 19 |
| Ervin, Jason C., 28 | 2 | 37 |
| Conway, William, 34 | 2 | 26 |
| Yancy, Desmon C., 5 | 1 | 12 |
| Tabares, Silvana, 23 | 1 | 6 |
| Robinson, Lamont J., 4 | 1 | 15 |
| Hall, William E., 6 | 1 | 13 |
| Fuentes, Jessica, 26 | 1 | 10 |
| Dowell, Pat, 3 | 1 | 36 |
| Chico, Peter, 10 | 1 | 12 |
| Cardona, Jr., Felix, 31 | 1 | 8 |
| Burnett, Jr., Walter, 27 | 1 | 6 |





Chicago Police Department

Weekly Gunfire

Date Range

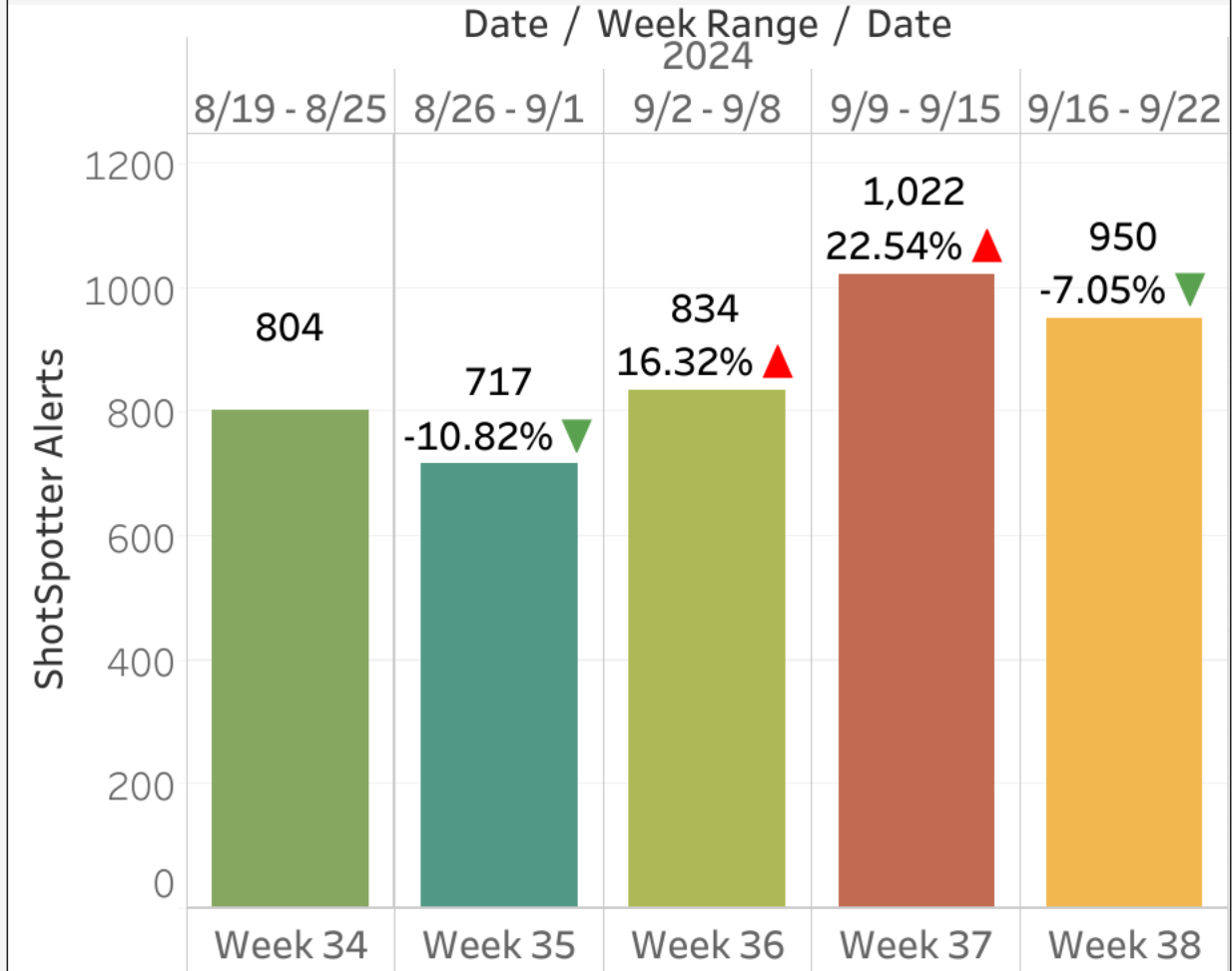
8/19/2024 to 9/29/2024

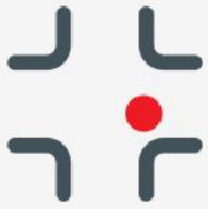
Current Week is Excluded

The chart on the left shows the total number of gunfire alerts and rounds fired, by ward, for a five-week period. The wards are ranked based upon the number of ShotSpotter Alerts during this period. The bar chart on the right compares the total number of gunfire alerts for all wards, by week, for this same period.

| Alderman | Ward | ShotSpotter Alerts | Rounds Fired |
|-----------------------|------|--------------------|---------------|
| Mitchell, Gregory I. | 7 | 354 | 1,493 |
| Coleman, Stephanie D. | 16 | 276 | 1,472 |
| Moore, David H. | 17 | 241 | 1,126 |
| Scott, Monique L. | 24 | 236 | 1,076 |
| Harris, Michelle A. | 8 | 225 | 861 |
| Taylor, Jeanette B. | 20 | 219 | 1,191 |
| Ervin, Jason C. | 28 | 211 | 881 |
| Chico, Peter | 10 | 199 | 820 |
| Hall, William E. | 6 | 198 | 842 |
| Lopez, Raymond A. | 15 | 187 | 1,372 |
| Beale, Anthony | 9 | 185 | 851 |
| Mitts, Emma | 37 | 179 | 745 |
| Rodriguez, Michael D. | 22 | 149 | 688 |
| Mosley, Ronnie L. | 21 | 143 | 703 |
| Conway, William | 34 | 140 | 487 |
| Ramirez, Julia M. | 12 | 132 | 861 |
| Gutierrez, Jeylu B. | 14 | 129 | 673 |
| Taliaferro, Chris | 29 | 125 | 395 |
| Curtis, Derrick G. | 18 | 105 | 377 |
| Quinn, Marty | 13 | 83 | 222 |
| Yancy, Desmon C. | 5 | 81 | 247 |
| Dowell, Pat | 3 | 80 | 606 |
| Tabares, Silvana | 23 | 77 | 202 |
| Cardona, Jr., Felix | 31 | 60 | 211 |
| Villegas, Gilbert | 36 | 58 | 168 |
| Burnett, Jr., Walter | 27 | 53 | 250 |
| Fuentes, Jessica | 26 | 47 | 228 |
| Lee, Nicole T. | 11 | 46 | 316 |
| Robinson, Lamont J. | 4 | 36 | 302 |
| Cruz, Ruth | 30 | 32 | 116 |
| Ramirez-Rosa, Carlos | 35 | 22 | 84 |
| Sigcho-Lopez, Byron | 25 | 15 | 135 |
| La Spata, Daniel | 1 | 3 | 13 |
| Nugent, Samantha | 39 | 1 | 1 |
| Grand Total | | 4,327 | 20,015 |

Week Change





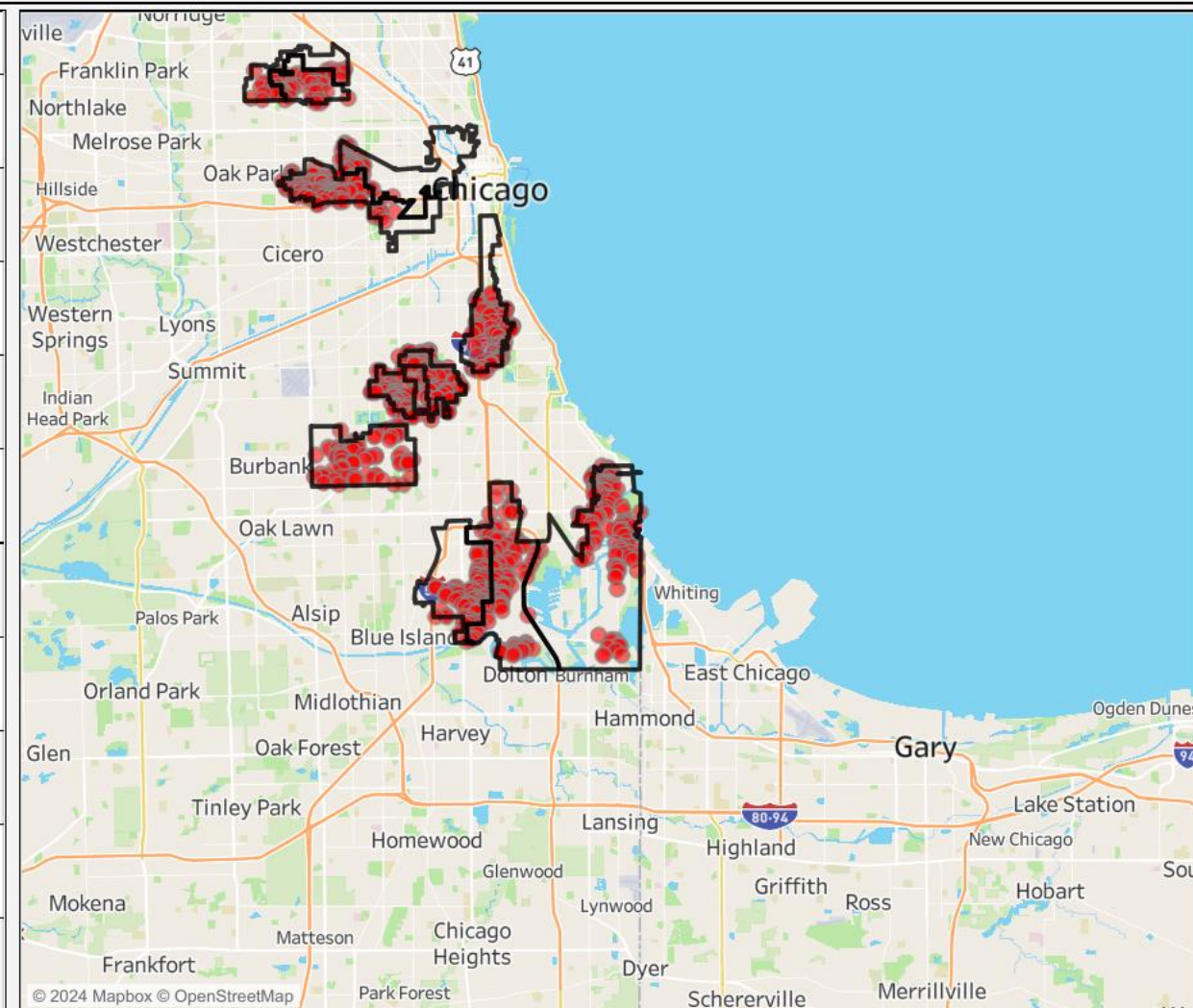
Chicago Police Department

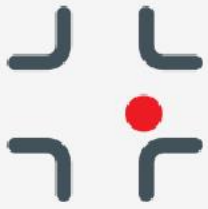
Date Range
8/1/2024 to 8/31/2024

Last Month's Gunfire by Top 10 Wards

The chart provides the total number of gunfire alerts and rounds fired, by ward, for the ten wards with the highest volume of gunfire (by round count) during the last month.

| Alderman & Ward | ShotSpotter Alerts | Rounds Fired |
|---------------------------|--------------------|--------------|
| Coleman, Stephanie D., 16 | 186 | 973 |
| Ervin, Jason C., 28 | 158 | 733 |
| Chico, Peter, 10 | 151 | 591 |
| Beale, Anthony, 9 | 131 | 580 |
| Dowell, Pat, 3 | 99 | 765 |
| Conway, William, 34 | 94 | 454 |
| Curtis, Derrick G., 18 | 85 | 351 |
| Burnett, Jr., Walter, 27 | 54 | 191 |
| Cardona, Jr., Felix, 31 | 41 | 143 |
| Cruz, Ruth, 30 | 23 | 44 |





Chicago Police Department

Last Month Gunfire by Top 10 Schools

This chart shows the ten public schools that experienced the highest volume of gunfire (within a ¼ mile of the school) during the last month. The map to the right displays a red dot for each gunfire incident that was detected within a ¼ mile of these schools.

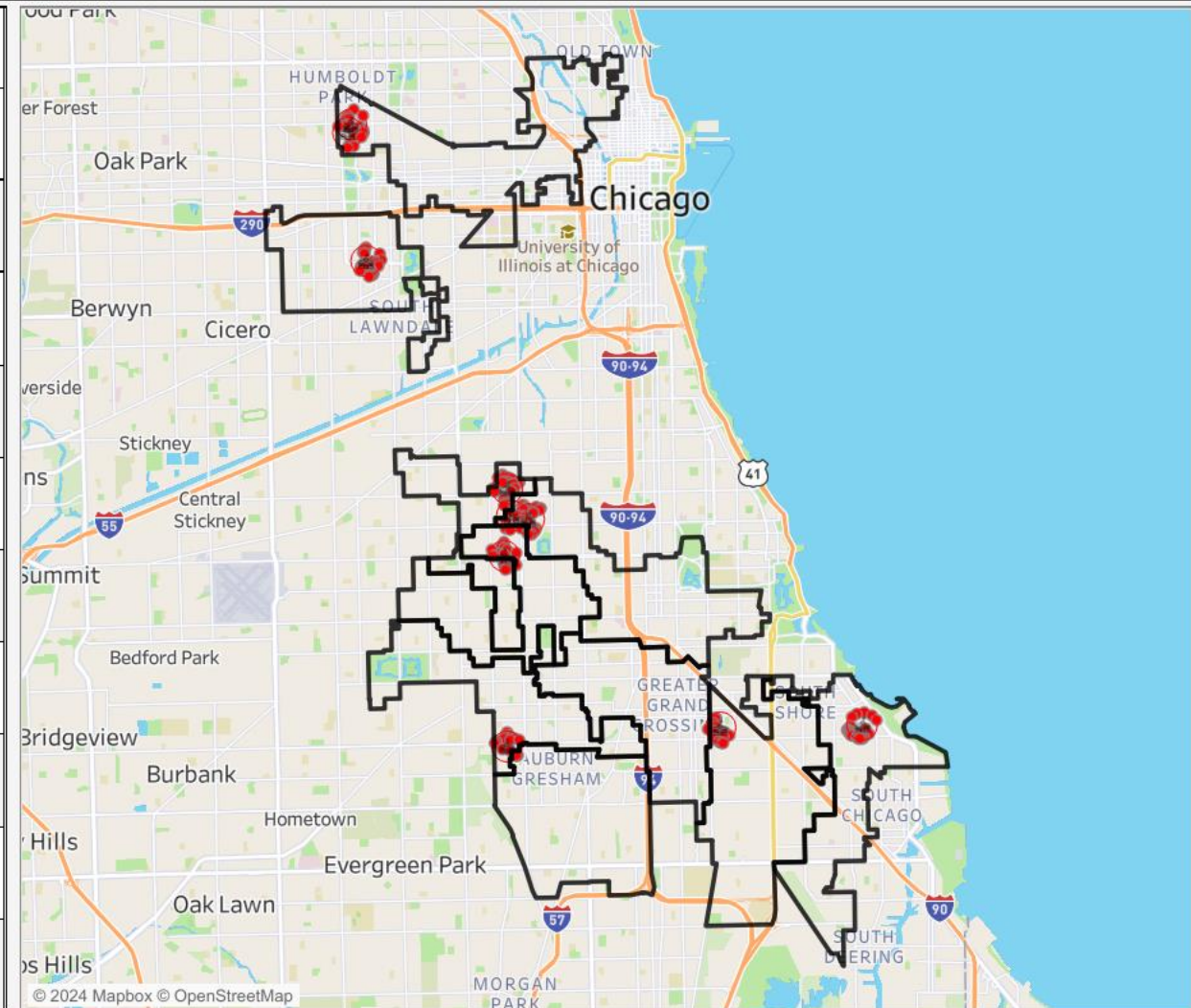
Date Range

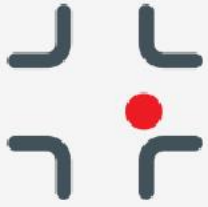
8/1/2024 to 8/31/2024

Alderman

All

| School Name | ShotSpotter Aler.. | Rounds Fired |
|----------------------------------|--------------------|--------------|
| Bradwell Comm Arts & Sci Elem.. | 32 | 101 |
| Richards Career Academy HS | 31 | 164 |
| Seward Elem Communication A.. | 27 | 180 |
| Lawndale Elem Community Aca.. | 25 | 122 |
| CICS - Basil Campus | 22 | 80 |
| Joplin Elem School | 21 | 47 |
| Hirsch Metropolitan High School | 21 | 103 |
| Ward L Elem School | 20 | 65 |
| Peace and Education Coalition .. | 20 | 119 |
| Noble St Chtr-Rowe-Clark MS A.. | 19 | 53 |





Chicago Police Department

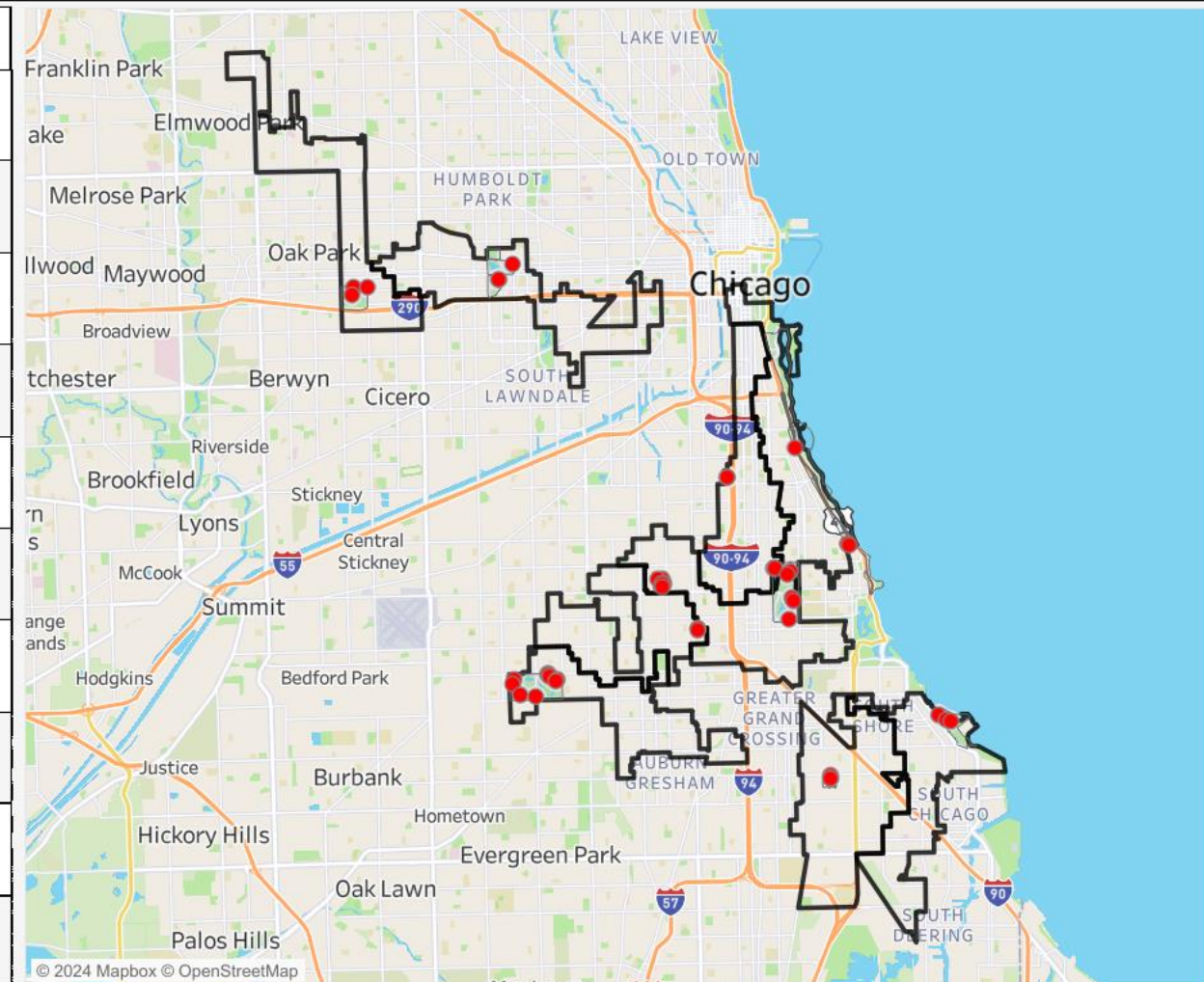
Last Month's Gunfire by Top 10 Parks

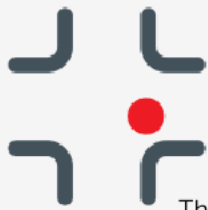
This chart shows the ten public parks that experienced the highest volume of gunfire during the last month. The map to the right displays a red dot for each gunfire incident that was detected within a park boundary.

Date Range
8/1/2024 to 8/31/2024

Alderman
All

| Park Name | ShotSpotter Alerts | Rounds Fired |
|--------------------------|--------------------|--------------|
| MARQUETTE (JACQUES) | 9 | 25 |
| WASHINGTON (GEORGE) | 7 | 43 |
| SHERMAN (JOHN) | 6 | 12 |
| RAINBOW BEACH | 3 | 6 |
| GARFIELD (JAMES) | 3 | 22 |
| EDMONDS (MOLLY) | 3 | 3 |
| COLUMBUS (CHRISTOPHER) | 3 | 7 |
| BURNHAM (DANIEL) | 3 | 11 |
| AVALON | 3 | 12 |
| WENTWORTH (JOHN) GARDENS | 2 | 5 |





Chicago Police Department

Year-Over-Year Gunfire

Current Month is Excluded

Date Range
1/1/2023 to 12/31/2024

The chart on the left shows the total number of ShotSpotter gunfire alerts and rounds fired, by ward, for a period starting Jan 2023 and ending last month. The wards are ranked by ShotSpotter Alerts during this period. The bar chart on the right shows the total number of gunfire alerts for all wards (by month) and compares each month in 2024 to the same month in 2023.

| Alderman | Ward | ShotSpotter Alerts | Rounds Fired |
|-----------------------|------|--------------------|----------------|
| Mitchell, Gregory I. | 7 | 5,035 | 19,524 |
| Harris, Michelle A. | 8 | 4,340 | 16,870 |
| Taylor, Jeanette B. | 20 | 4,235 | 26,367 |
| Hall, William E. | 6 | 4,170 | 18,024 |
| Coleman, Stephanie D. | 16 | 4,058 | 19,655 |
| Moore, David H. | 17 | 3,818 | 16,422 |
| Beale, Anthony | 9 | 3,794 | 16,649 |
| Scott, Monique L. | 24 | 3,764 | 16,063 |
| Ervin, Jason C. | 28 | 3,389 | 15,239 |
| Chico, Peter | 10 | 3,158 | 13,312 |
| Mitts, Emma | 37 | 2,809 | 10,615 |
| Conway, William | 34 | 2,517 | 10,977 |
| Lopez, Raymond A. | 15 | 2,468 | 18,607 |
| Taliaferro, Chris | 29 | 2,068 | 7,340 |
| Mosley, Ronnie L. | 21 | 1,975 | 8,672 |
| Rodriguez, Michael D. | 22 | 1,961 | 8,089 |
| Curtis, Derrick G. | 18 | 1,844 | 7,464 |
| Gutierrez, Jeylu B. | 14 | 1,810 | 10,075 |
| Yancy, Desmon C. | 5 | 1,652 | 6,008 |
| Ramirez, Julia M. | 12 | 1,524 | 10,121 |
| Dowell, Pat | 3 | 1,521 | 9,995 |
| Burnett, Jr., Walter | 27 | 1,272 | 5,195 |
| Tabares, Silvana | 23 | 1,154 | 3,935 |
| Villegas, Gilbert | 36 | 1,061 | 3,488 |
| Cardona, Jr., Felix | 31 | 915 | 2,773 |
| Quinn, Marty | 13 | 840 | 2,876 |
| Robinson, Lamont J. | 4 | 784 | 3,432 |
| Lee, Nicole T. | 11 | 606 | 4,808 |
| Fuentes, Jessica | 26 | 588 | 2,306 |
| Cruz, Ruth | 30 | 481 | 1,515 |
| Sigcho-Lopez, Byron | 25 | 282 | 1,766 |
| Ramirez-Rosa, Carlos | 35 | 274 | 803 |
| Gardiner, James M. | 45 | 15 | 71 |
| Nugent, Samantha | 39 | 12 | 47 |
| La Spata, Daniel | 1 | 11 | 42 |
| Grand Total | | 70,205 | 319,145 |

