



# Chicago Police Department

Date Range

7/15/2024 to 7/21/2024

## Last Week Gunfire Metrics

The chart on the left shows basic gunfire metrics for the week. The total ShotSpotter Alerts during this same period last year is also provided for reference. The chart in the center provides the total number of gunfire alerts and rounds fired, by ward. Gunfire detected and alerted during this period has been plotted on the map to the right with the volume of rounds fired reflected.

ShotSpotter Alerts Same Time Last Year
853

Avg. Time: First Shot(s) to Publish
00:00:33

ShotSpotter Alerts
737

Rounds Fired
3,551

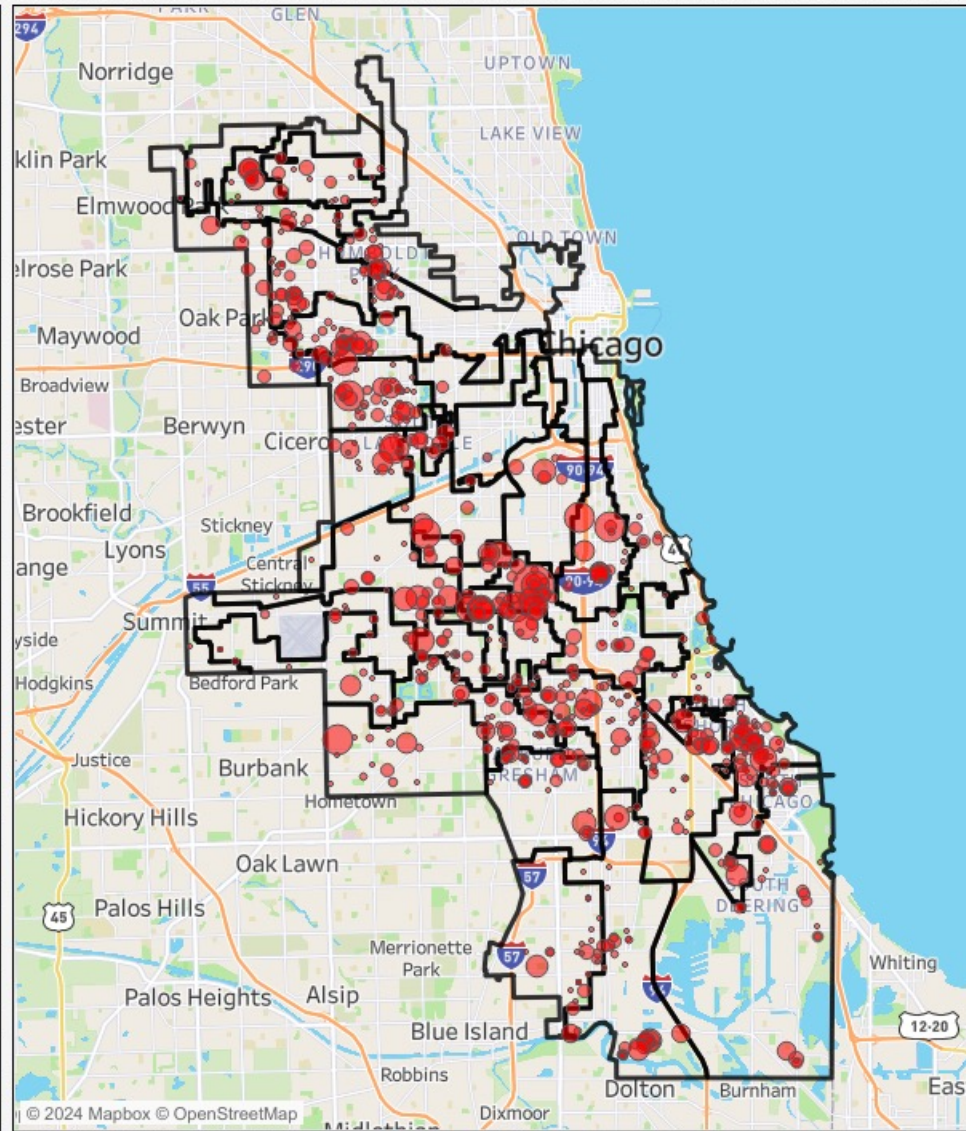
Full Auto
49

High Capacity
90

Possible Drive-By
25

Multiple Shooters
12

Alderman	Ward	ShotSpotter Alerts	Rounds Fired
Mitchell, Gregory I.	7	79	342
Taylor, Jeanette B.	20	39	322
Coleman, Stephanie D.	16	36	241
Beale, Anthony	9	41	212
Scott, Monique L.	24	41	205
Hall, William E.	6	46	180
Harris, Michelle A.	8	37	172
Ervin, Jason C.	28	30	166
Moore, David H.	17	40	157
Dowell, Pat	3	15	137
Chico, Peter	10	29	122
Mitts, Emma	37	30	118
Lopez, Raymond A.	15	19	113
Gutierrez, Jeylu B.	14	18	112
Mosley, Ronnie L.	21	26	109
Rodriguez, Michael D.	22	17	103
Ramirez, Julia M.	12	9	86
Cruz, Ruth	30	16	80
Taliaferro, Chris	29	16	75
Curtis, Derrick G.	18	16	73
Conway, William	34	29	66
Burnett, Jr., Walter	27	16	65
Quinn, Marty	13	19	53
Cardona, Jr., Felix	31	12	42
Fuentes, Jessica	26	11	41
Lee, Nicole T.	11	5	38
Yancy, Desmon C.	5	13	32
Villegas, Gilbert	36	11	30
Robinson, Lamont J.	4	7	24
Tabares, Silvana	23	8	16
Ramirez-Rosa, Carlos	35	4	12
Sigcho-Lopez, Byron	25	2	7
<b>Grand Total</b>		<b>737</b>	<b>3,551</b>





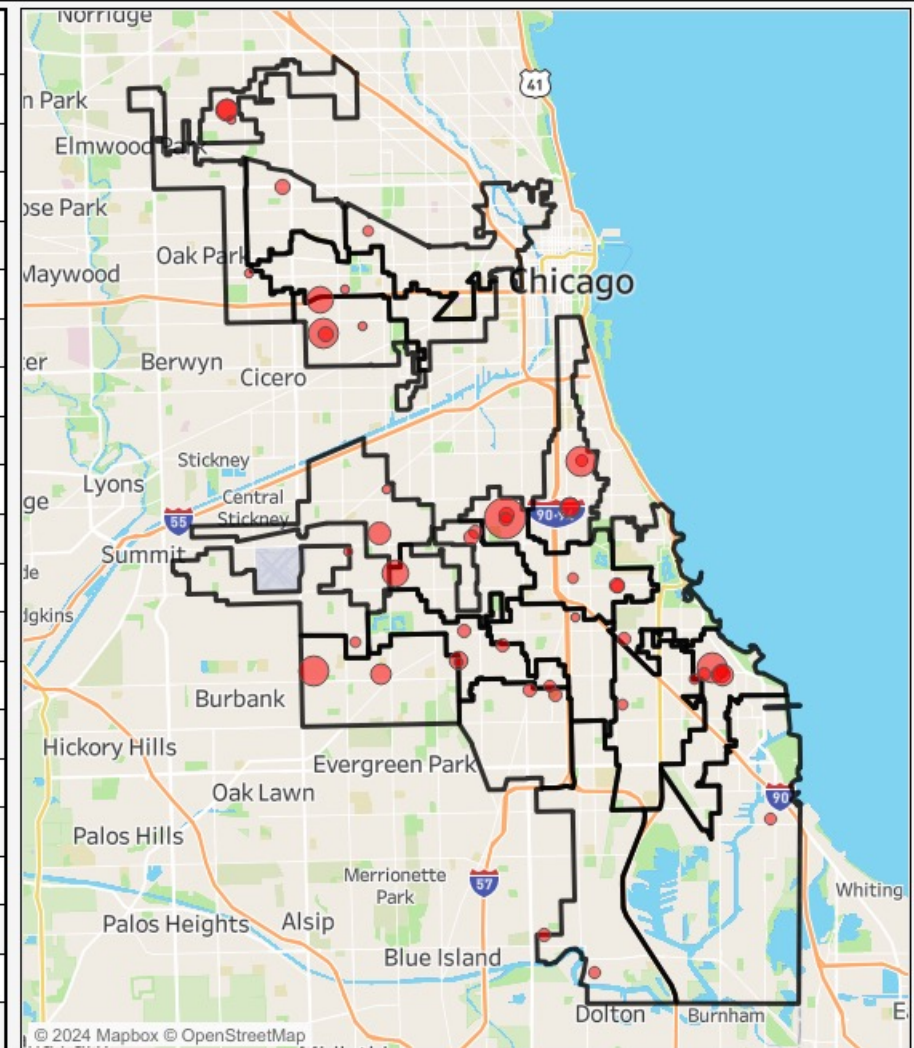
# Chicago Police Department

## Full Auto by Top 10 Wards

Date Range  
7/15/2024 to 7/21/2024

This chart shows the number of ShotSpotter Alerts (with rounds fired) by ward that were tagged as fully automatic gunfire during the week. The wards are ranked based upon the number of ShotSpotter Alerts that were tagged as Full Auto. Gunfire alerted and tagged as fully automatic weapons fire during this period has been plotted on the map to the right with the volume of r..

Alderman & Ward	ShotSpotter Alerts	Rounds Fired
Taylor, Jeanette B., 20	6	92
Mitchell, Gregory I., 7	6	72
Scott, Monique L., 24	4	68
Moore, David H., 17	4	31
Dowell, Pat, 3	4	61
Curtis, Derrick G., 18	3	48
Cruz, Ruth, 30	3	35
Coleman, Stephanie D., 16	3	39
Quinn, Marty, 13	2	7
Mosley, Ronnie L., 21	2	13
Gutierrez, Jeylu B., 14	2	21
Beale, Anthony, 9	2	11
Yancy, Desmon C., 5	1	7
Taliaferro, Chris, 29	1	3
Mitts, Emma, 37	1	8
Harris, Michelle A., 8	1	4
Hall, William E., 6	1	3
Ervin, Jason C., 28	1	3
Chico, Peter, 10	1	5
Burnett, Jr., Walter, 27	1	4





# Chicago Police Department

## Weekly Gunfire

Date Range

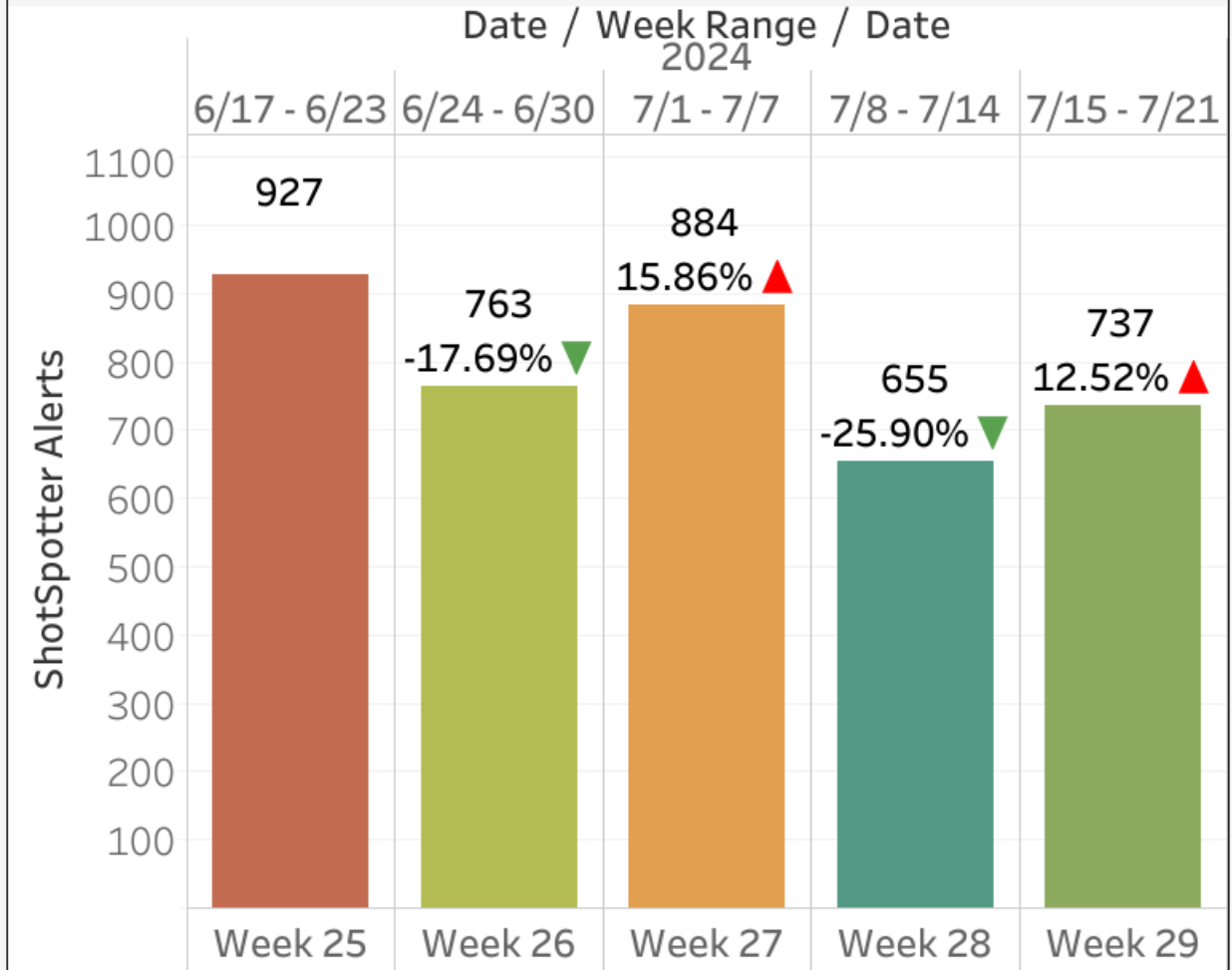
6/17/2024 to 7/28/2024

Current Week is Excluded

The chart on the left shows the total number of gunfire alerts and rounds fired, by ward, for a five-week period. The wards are ranked based upon the number of ShotSpotter Alerts during this period. The bar chart on the right compares the total number of gunfire alerts for all wards, by week, for this same period.

Alderman	Ward	ShotSpotter Alerts	Rounds Fired
Mitchell, Gregory I.	7	306	1,210
Hall, William E.	6	245	1,018
Taylor, Jeanette B.	20	220	1,345
Scott, Monique L.	24	218	1,021
Coleman, Stephanie D.	16	216	1,090
Harris, Michelle A.	8	214	851
Moore, David H.	17	197	759
Mitts, Emma	37	194	737
Beale, Anthony	9	182	842
Chico, Peter	10	181	801
Ervin, Jason C.	28	179	958
Lopez, Raymond A.	15	152	837
Conway, William	34	140	491
Curtis, Derrick G.	18	118	400
Taliaferro, Chris	29	115	426
Mosley, Ronnie L.	21	110	458
Gutierrez, Jeylu B.	14	106	585
Yancy, Desmon C.	5	99	294
Rodriguez, Michael D.	22	95	488
Dowell, Pat	3	94	590
Burnett, Jr., Walter	27	88	404
Ramirez, Julia M.	12	77	545
Quinn, Marty	13	73	244
Cardona, Jr., Felix	31	55	200
Villegas, Gilbert	36	53	144
Tabares, Silvana	23	53	123
Robinson, Lamont J.	4	46	241
Cruz, Ruth	30	43	181
Fuentes, Jessica	26	39	162
Lee, Nicole T.	11	25	250
Ramirez-Rosa, Carlos	35	20	74
Sigcho-Lopez, Byron	25	11	57
La Spata, Daniel	1	2	12
<b>Grand Total</b>		<b>3,966</b>	<b>17,838</b>

### Week Change





# Chicago Police Department

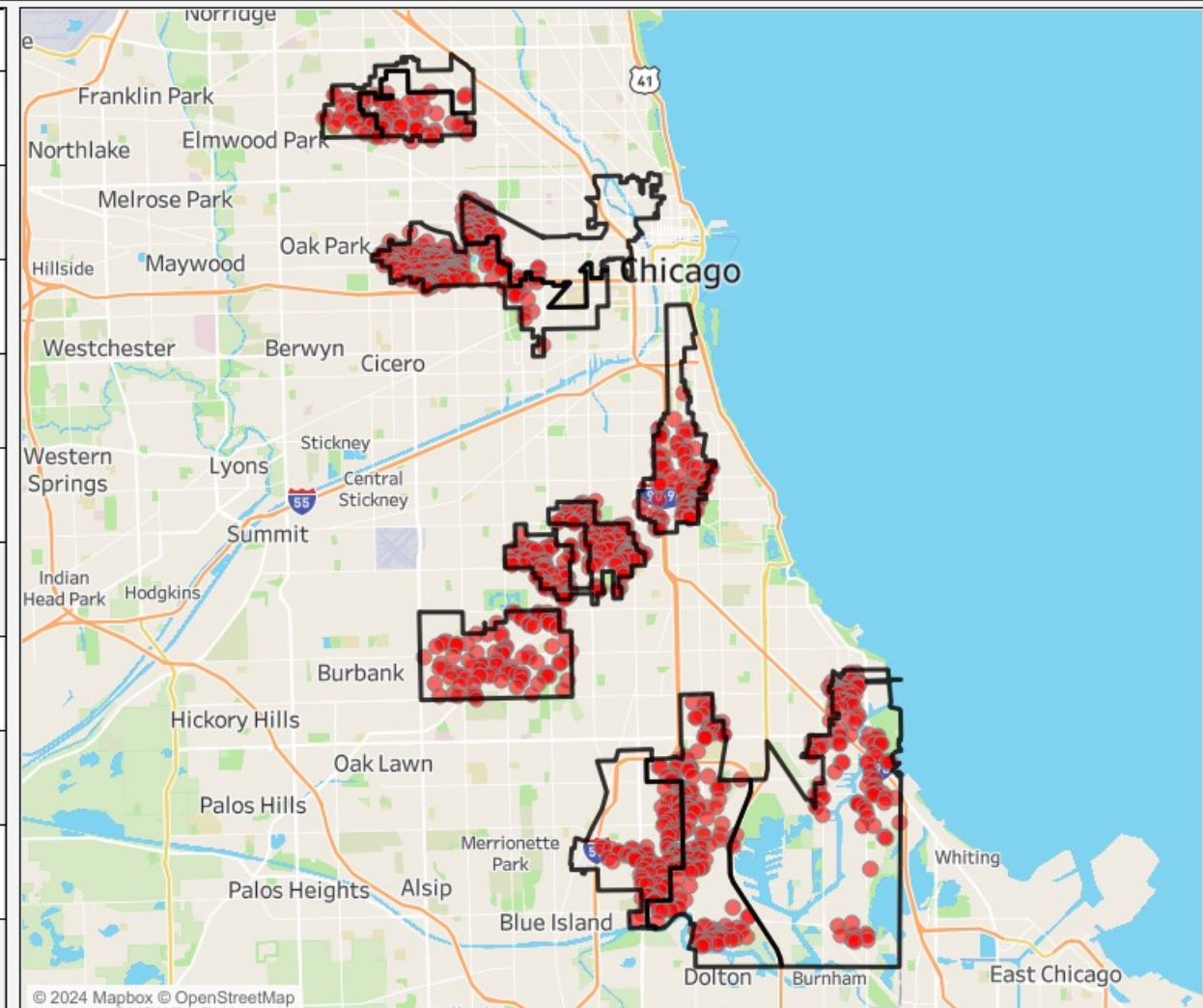
## Last Month's Gunfire by Top 10 Wards

Date Range

6/1/2024 to 6/30/2024

The chart provides the total number of gunfire alerts and rounds fired, by ward, for the ten wards with the highest volume of gunfire (by round count) during the last month.

Alderman & Ward	ShotSpotter Alerts	Rounds Fired
Ervin, Jason C., 28	226	1,146
Coleman, Stephanie D., 16	223	911
Beale, Anthony, 9	180	652
Chico, Peter, 10	128	569
Conway, William, 34	117	478
Dowell, Pat, 3	116	890
Curtis, Derrick G., 18	112	397
Burnett, Jr., Walter, 27	83	435
Cardona, Jr., Felix, 31	53	184
Cruz, Ruth, 30	36	116





# Chicago Police Department

## Last Month Gunfire by Top 10 Schools

This chart shows the ten public schools that experienced the highest volume of gunfire (within a ¼ mile of the school) during the last month. The map to the right displays a red dot for each gunfire incident that was detected within a ¼ mile of these schools.

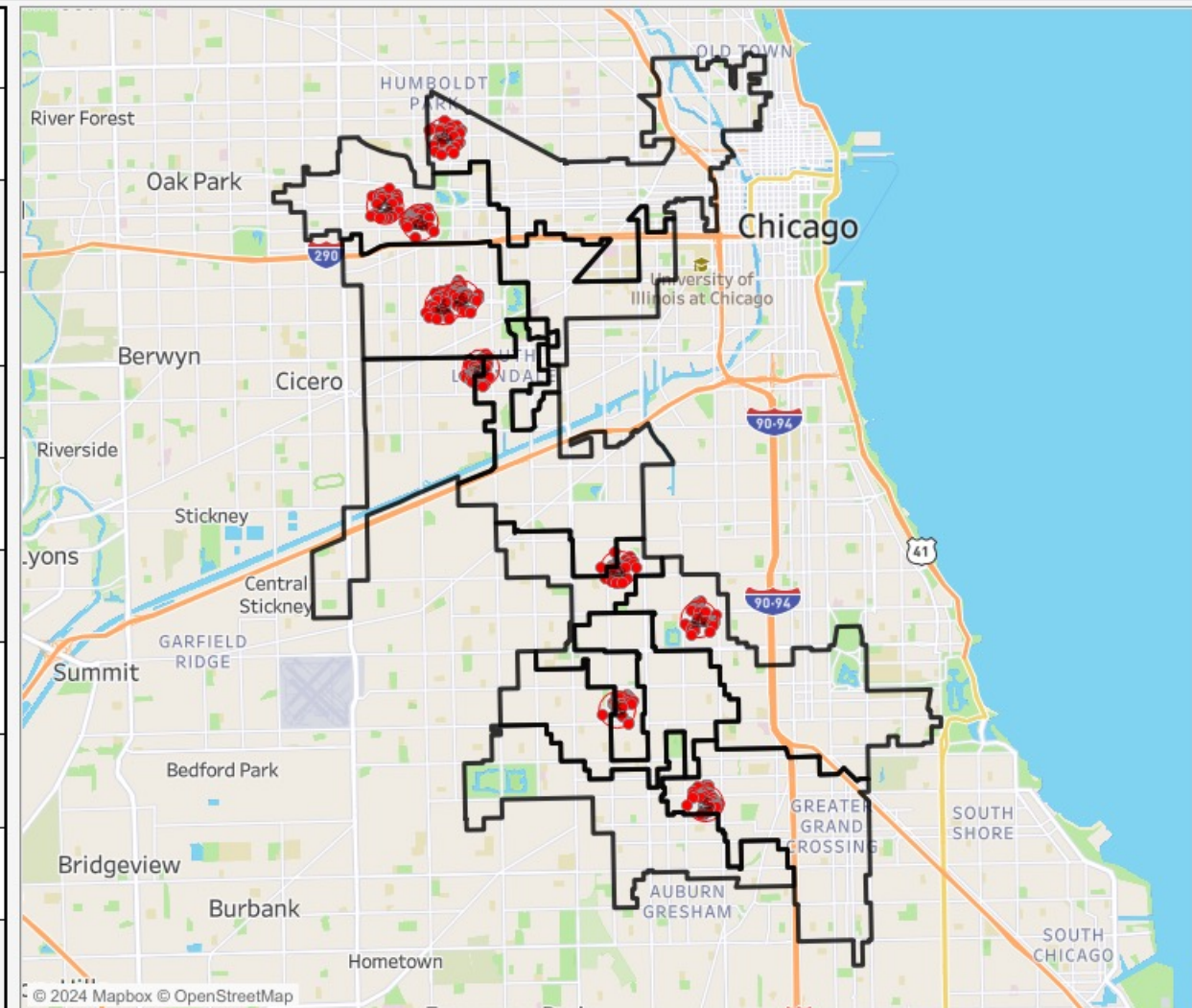
Date Range

6/1/2024 to 6/30/2024

Alderman

All

School Name	ShotSpotter Aler..	Rounds Fired
Lindblom Math & Science Acad ..	46	122
Lawndale Elem Community Aca..	39	186
Melody Elem School	37	283
Excel Academy - Englewood HS	35	229
Farragut Career Academy HS	34	243
Lara Elem Academy	33	175
Sherman Elem School	32	197
Noble St Chtr-Rowe-Clark MS A..	30	133
Legal Prep Academy Charter HS	30	225
Herzl Elem School	30	93





# Chicago Police Department

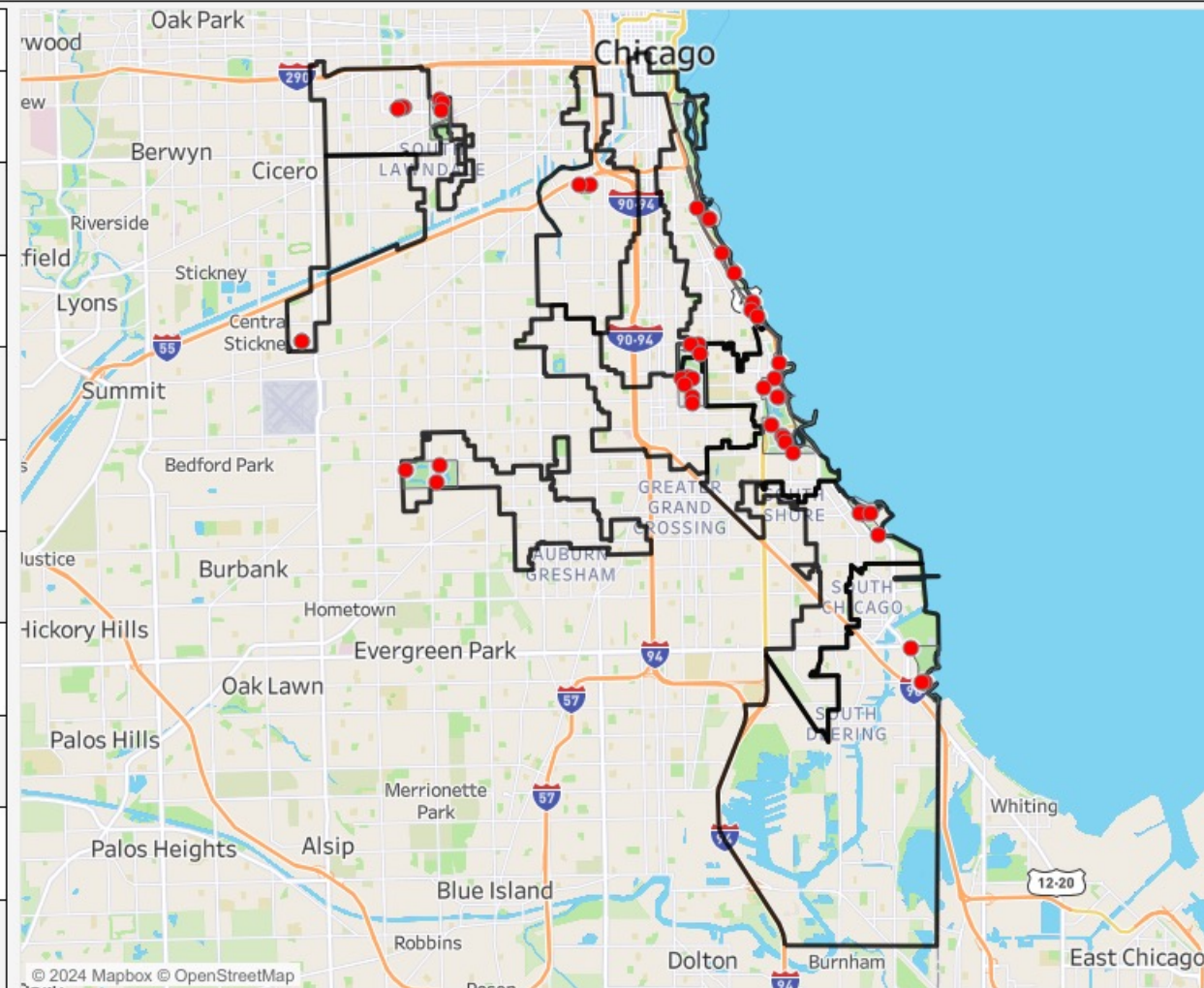
## Last Month's Gunfire by Top 10 Parks

This chart shows the ten public parks that experienced the highest volume of gunfire during the last month. The map to the right displays a red dot for each gunfire incident that was detected within a park boundary.

**Date Range**  
6/1/2024 to 6/30/2024

**Alderman**  
All

Park Name	ShotSpotter Alerts	Rounds Fired
WASHINGTON (GEORGE)	10	36
BURNHAM (DANIEL)	10	52
JACKSON (ANDREW)	9	22
RAINBOW BEACH	5	5
PARK NO. 534	5	13
CALUMET	4	9
MARQUETTE (JACQUES)	3	19
DOUGLASS (ANNA & FREDERIC...)	3	40
VITTUM (HARRIET ELIZABETH)	2	3
PALMISANO (HENRY)	2	14





# Chicago Police Department

## Year-Over-Year Gunfire

Current Month is Excluded

Date Range

1/1/2023 to 12/31/2024

The chart on the left shows the total number of ShotSpotter gunfire alerts and rounds fired, by ward, for a period starting Jan 2023 and ending last month. The wards are ranked by ShotSpotter Alerts during this period. The bar chart on the right shows the total number of gunfire alerts for all wards (by month) and compares each month in 2024 to the same month in 2023.

Alderman	Ward	ShotSpotter Alerts	Rounds Fired
Mitchell, Gregory I.	7	4,459	17,135
Harris, Michelle A.	8	3,946	15,192
Hall, William E.	6	3,859	16,619
Taylor, Jeanette B.	20	3,858	23,941
Coleman, Stephanie D.	16	3,696	17,692
Moore, David H.	17	3,489	15,045
Beale, Anthony	9	3,485	15,214
Scott, Monique L.	24	3,417	14,525
Ervin, Jason C.	28	3,070	13,756
Chico, Peter	10	2,818	11,921
Mitts, Emma	37	2,529	9,572
Conway, William	34	2,282	9,936
Lopez, Raymond A.	15	2,231	16,735
Taliaferro, Chris	29	1,877	6,599
Rodriguez, Michael D.	22	1,797	7,356
Mosley, Ronnie L.	21	1,792	7,759
Curtis, Derrick G.	18	1,672	6,756
Gutierrez, Jeylu B.	14	1,648	9,097
Yancy, Desmon C.	5	1,513	5,587
Ramirez, Julia M.	12	1,395	9,254
Dowell, Pat	3	1,361	8,847
Burnett, Jr., Walter	27	1,160	4,816
Tabares, Silvana	23	1,070	3,705
Villegas, Gilbert	36	967	3,206
Cardona, Jr., Felix	31	818	2,403
Quinn, Marty	13	732	2,514
Robinson, Lamont J.	4	698	2,878
Lee, Nicole T.	11	557	4,338
Fuentes, Jessica	26	523	2,032
Cruz, Ruth	30	430	1,335
Sigcho-Lopez, Byron	25	267	1,671
Ramirez-Rosa, Carlos	35	237	636
Gardiner, James M.	45	13	52
Nugent, Samantha	39	11	45
La Spata, Daniel	1	8	34
<b>Grand Total</b>		<b>63,685</b>	<b>288,203</b>

